















1. 1. How long have you been a member of this local church?

		Response Percent	Response Count
Not a member		3.8%	4
One year or less		2.9%	3
2 - 4 years		11.4%	12
5 - 9 years		18.1%	19
10 -19 years		35.2%	37
20 or more years		28.6%	30
answered question			105
skipped question			0





2. 2. How long does it usually take you to travel from home to church?

		Response Percent	Response Count
5 minutes or less		26.7%	28
6 - 10 minutes		29.5%	31
11 - 15 minutes		22.9%	24
16 - 30 minutes		21.0%	22
31 - 44 minutes		0.0%	0
45 or more minutes		0.0%	0
answered question			105
skipped question			0

3. 3. On the average, about how many times have you attended church worship during the past year?

		Response Percent	Response Count
None		1.0%	1
About once or twice a year		1.0%	1
Once or twice every three months		0.0%	0
About once a month		0.0%	0
About two or three times a month		17.1%	18
Four times a month or more		81.0%	85
answered question			105
skipped question			0

4. 4. In what church organizations, committees, and groups do you hold membership (not counting congregational membership itself)?

		Response Percent	Response Count
None		22.3%	23
Teaching		20.4%	21
Committee member		31.1%	32
Ministry group (i.e., CSM, music, visitation, etc.)		26.2%	27
answered question			103
skipped question			2

5. 7. How many persons or families have you invited to visit or join the church in the past year?

		Response Percent	Response Count
None		20.6%	21
One		9.8%	10
Two		29.4%	30
Three		11.8%	12
Four or more		28.4%	29
answered question			102
skipped question			3

6. 8. How many of your closest friends attend this church?












		Response Percent	Response Count
None		7.7%	8
One		11.5%	12
Two		11.5%	12
Three		10.6%	11
Four or more		58.7%	61
answered question			104
skipped question			1




7. Listed below are a number of tasks that a local church is likely to perform. Please respond to each item by indicating whether you feel your congregation needs to give it more emphasis; whether you are very or generally satisfied with your congregation's current performance of the task; or whether you feel the task currently receives too much emphasis.

	Needs More Emphasis	Very Satisfied	Generally Satisfied	Receives Too Much Emphasis	Rating Count
1. Offering worship that provides a meaningful experience of God and the Christian tradition	22.2% (22)	45.5% (45)	32.3% (32)	0.0% (0)	99
2. Providing worship that expresses the Gospel in contemporary language and forms	17.5% (17)	48.5% (47)	25.8% (25)	8.2% (8)	97
3. Providing Christian education for children and youth	26.5% (26)	39.8% (39)	33.7% (33)	0.0% (0)	98
4. Providing Christian education programs for adults	18.4% (18)	52.0% (51)	29.6% (29)	0.0% (0)	98
5. Helping members deepen their personal, spiritual relationship with God	21.9% (21)	49.0% (47)	28.1% (27)	1.0% (1)	96
6. Sharing the good news of the Gospel with the unchurched	11.2% (11)	62.2% (61)	25.5% (25)	1.0% (1)	98
7. Engaging in acts of charity and service to persons in need	5.1% (5)	67.7% (67)	25.3% (25)	2.0% (2)	99
8. Providing a caring ministry for the sick, shut-ins and the bereaved	19.8% (19)	47.9% (46)	32.3% (31)	0.0% (0)	96
9. Providing pastoral counseling to help members deal with personal problems	26.0% (25)	42.7% (41)	30.2% (29)	1.0% (1)	96
10 Providing fellowship opportunities for members	17.3% (17)	55.1% (54)	27.6% (27)	0.0% (0)	98
11. Helping members understand their use of money, time and talents as expressions of Christian stewardship	16.2% (16)	45.5% (45)	35.4% (35)	3.0% (3)	99













12. Supporting the global mission of the church/denomination	9.1% (9)	61.6% (61)	23.2% (23)	6.1% (6)	99
13. Helping members discover their own gifts for ministry and service	28.9% (28)	36.1% (35)	35.1% (34)	0.0% (0)	97
14. Participating in activities and programs with other local churches	18.2% (18)	32.3% (32)	38.4% (38)	11.1% (11)	99
answered question					99
skipped question					6





8. Overall, which ONE task does your congregation do best?

		Response Percent	Response Count
1. Offering worship that provides a meaningful experience of God and the Christian tradition		22.4%	19
2. Providing worship that expresses the Gospel in contemporary language and forms		10.6%	9
3. Providing Christian education for children and youth		1.2%	1
4. Providing Christian education programs for adults		7.1%	6
5. Helping members deepen their personal, spiritual relationship with God		4.7%	4
6. Sharing the good news of the Gospel with others		15.3%	13
7. Engaging in acts of charity and service to persons in need		21.2%	18
8. Encouraging members to act on the relationship of the Christian faith to social, political, and economic issues		3.5%	3
9. Providing a caring ministry for the sick, shut-ins and the bereaved		2.4%	2
10. Providing pastoral counseling to help members deal with personal problems		1.2%	1
11. Providing fellowship opportunities for members		3.5%	3
12. Helping members understand their use of money, time and talents as expressions of Christian stewardship		0.0%	0

13. Supporting the global mission of the church/denomination		3.5%	3
14. Helping members discover their own gifts for ministry and service		1.2%	1
15. Participating in activities and programs with other local religious groups		0.0%	0
16. Expressing our denominational heritage/tradition		2.4%	2
answered question			85
skipped question			20

9. For the sake of your own personal involvement in your congregation, which ONE task would you most like to see strengthened?

		Response Percent	Response Count
1. Offering worship that provides a meaningful experience of God and the Christian tradition		16.3%	13
2. Providing worship that expresses the Gospel in contemporary language and forms		10.0%	8
3. Providing Christian education for children and youth		10.0%	8
4. Providing Christian education programs for adults		5.0%	4
5. Helping members deepen their personal, spiritual relationship with God		8.8%	7
6. Sharing the good news of the Gospel with others		7.5%	6
7. Engaging in acts of charity and service to persons in need		2.5%	2
8. Encouraging members to act on the relationship of the Christian faith to social, political, and economic issues		3.8%	3
9. Providing a caring ministry for the sick, shut-ins and the bereaved		6.3%	5
10. Providing pastoral counseling to help members deal with personal problems		6.3%	5
11. Providing fellowship opportunities for members		2.5%	2
12. Helping members understand their use of money, time and talents as expressions of Christian stewardship		3.8%	3

13. Supporting the global mission of the church/denomination		3.8%	3
14. Helping members discover their own gifts for ministry and service		7.5%	6
15. Participating in activities and programs with other local religious groups		5.0%	4
16. Expressing our denominational heritage/tradition		1.3%	1
answered question			80
skipped question			25

10. In order to carry out its tasks, every church must deal with certain organizational issues, such as making decisions, sharing information, and developing resources. Listed below are a number of statements describing such issues. To what extent do you agree or disagree that each statement describes your congregation? A "Don't Know" response is provided, but please use it only when absolutely necessary.

	Strongly Agree	Agree	Disagree	Strongly Disagree	Don't Know	Rating Count
1. Members are well informed about what the various committees and groups in the church are doing.	5.2% (5)	41.2% (40)	26.8% (26)	22.7% (22)	4.1% (4)	97
2. The activities taking place in the congregation are well publicized to the surrounding community	1.0% (1)	46.9% (45)	24.0% (23)	17.7% (17)	10.4% (10)	96
3. Members and groups get a lot of support and encouragement for trying something new in the congregation	2.1% (2)	36.5% (35)	28.1% (27)	19.8% (19)	13.5% (13)	96
4. Members are encouraged to discover their particular gifts for ministry and service	11.5% (11)	62.5% (60)	19.8% (19)	4.2% (4)	2.1% (2)	96
5. Lay leaders are provided the training they need for their committee and task assignments	7.3% (7)	31.3% (30)	21.9% (21)	15.6% (15)	24.0% (23)	96
6. Every member who is capable and interested has an equal opportunity to hold key leadership positions	11.2% (11)	36.7% (36)	22.4% (22)	15.3% (15)	14.3% (14)	98
7. Important decisions about the life of the church are made with question and answer sessions between church leaders and members	15.8% (15)	47.4% (45)	17.9% (17)	12.6% (12)	6.3% (6)	95
8. Members help each other out in times of trouble	27.8% (27)	62.9% (61)	5.2% (5)	0.0% (0)	4.1% (4)	97
9. The current morale of our church membership is high	8.2% (8)	32.0% (31)	41.2% (40)	14.4% (14)	4.1% (4)	97
10. There is a sense of excitement among members about our church's	5.3% (5)	30.5% (29)	41.1% (39)	15.8% (15)	7.4% (7)	95

future

answered question 98

skipped question 7

11. Listed below are several alternatives touching upon important dimensions of a church's identity. Using the seven point scale between each set of alternatives, please check the number which best describes where your congregation falls, "1" meaning most like the characteristic on the left, "7" meaning most like the characteristic on the right, "4" meaning an equal mix of both. 1.

	1 History and Tradition	2	3	4	5	6	7 Contemporary Ideas	Rating Count
Our church is more influenced by history and tradition OR by contemporary ideas and trends.	10.9% (10)	9.8% (9)	17.4% (16)	42.4% (39)	7.6% (7)	5.4% (5)	6.5% (6)	92
	answered question							92
	skipped question							13

12. 2.

	1 Similar To	2	3	4	5	6	7 Very Different From	Rating Count
Members are similar to OR very different from the people who live immediately around the church.	7.4% (7)	16.0% (15)	11.7% (11)	38.3% (36)	14.9% (14)	5.3% (5)	6.4% (6)	94
	answered question							94
	skipped question							11

13. 3.

	1 Very Involved	2	3	4	5	6	7 Not at all Involved	Rating Count
Our church is very involved OR not at all involved with the community around the church.	26.0% (25)	25.0% (24)	22.9% (22)	14.6% (14)	7.3% (7)	3.1% (3)	1.0% (1)	96
answered question								96
skipped question								9

14. 4.

	1 Serving our Members	2	3	4	5	6	7 Serving the World	Rating Count
Our church is primarily oriented to serving our members OR to serving the world beyond our membership.	2.1% (2)	10.6% (10)	11.7% (11)	35.1% (33)	17.0% (16)	12.8% (12)	10.6% (10)	94
answered question								94
skipped question								11

15. 5.

	1 One Large Family	2	3	4	5	6	7 Loose Knit Association	Rating Count
Our congregation feels like one large family OR like a loosely knit association of individuals and groups.	14.6% (14)	13.5% (13)	16.7% (16)	10.4% (10)	18.8% (18)	8.3% (8)	17.7% (17)	96
answered question								96
skipped question								9

16.6.

	1 Create Partnerships	2	3	4	5	6	7 Work by Ourselves	Rating Count
Our congregation strives to create partnerships with other local churches OR prefers to work by ourselves or through our denominational channels.	15.8% (15)	11.6% (11)	21.1% (20)	28.4% (27)	7.4% (7)	9.5% (9)	6.3% (6)	95
answered question								95
skipped question								10

17. All congregations have an identity, or a sense of who they are, that all members share in and yet any individual member stands somewhat apart from. Please rate your agreement or disagreement with the following statements from your perspective as an individual looking at your congregation's overall identity and vision.

	Strongly Agree	Agree	Disagree	Strongly Disagree	Rating Count
1. Our church's identity, as it is, is one with which I feel comfortable.	29.2% (28)	45.8% (44)	18.8% (18)	6.3% (6)	96
2. It is easy for me to tell my friends what is unique about our church.	24.2% (23)	42.1% (40)	32.6% (31)	1.1% (1)	95
3. I have a clear understanding of what our church stands for.	38.7% (36)	48.4% (45)	7.5% (7)	5.4% (5)	93
4. An effective effort was made to instruct me in our church's mission.	26.0% (25)	51.0% (49)	19.8% (19)	3.1% (3)	96
5. I have a strong sense of belonging to this congregation.	36.8% (35)	36.8% (35)	22.1% (21)	4.2% (4)	95
6. Being at this church has made a difference in my spiritual life.	48.9% (46)	40.4% (38)	10.6% (10)	0.0% (0)	94
answered question					96
skipped question					9

18. For you, personally, how important are each of the following in the mix of qualities that make a good worship service?

	Need to have more emphasis	Very satisfied	Generally satisfied	Receives too much attention	Rating Count
1. Providing time for members to greet one another	2.2% (2)	57.6% (53)	26.1% (24)	14.1% (13)	92
2. Providing worship that is emotionally moving	28.3% (26)	35.9% (33)	34.8% (32)	1.1% (1)	92
3. Providing worship that is intellectually challenging	24.2% (22)	41.8% (38)	33.0% (30)	1.1% (1)	91
4. Attention given to the ordinances of the Lord's Supper and Baptism.	18.7% (17)	51.6% (47)	29.7% (27)	0.0% (0)	91
5. Lay participation in leading worship	15.4% (14)	29.7% (27)	52.7% (48)	2.2% (2)	91
6. Use of creeds or statements of faith	18.0% (16)	33.7% (30)	47.2% (42)	1.1% (1)	89
7. Silent prayer/meditation	18.7% (17)	34.1% (31)	47.3% (43)	0.0% (0)	91
8. Having parts of the worship especially for children	26.4% (24)	37.4% (34)	36.3% (33)	0.0% (0)	91
9. Use of new or unfamiliar hymns	13.5% (12)	23.6% (21)	43.8% (39)	19.1% (17)	89
10. Corporate prayer in which the entire congregation participates	18.9% (17)	42.2% (38)	36.7% (33)	2.2% (2)	90
11. Providing worship at times other than Sunday morning	13.0% (12)	43.5% (40)	41.3% (38)	2.2% (2)	92
12. Use of contemporary worship styles, music and language	19.8% (18)	28.6% (26)	30.8% (28)	20.9% (19)	91
answered question					94
skipped question					11








19. For you, personally, how important are each of the following in the mix of qualities that make a good sermon?

	Essential	Important	Not very important	Downright distracting	Rating Count
1. Sets forth a clear faith position as a guide for making decisions and living a faithful life	63.3% (57)	34.4% (31)	2.2% (2)	0.0% (0)	90
2. Touches directly on my everyday life	53.9% (48)	43.8% (39)	2.2% (2)	0.0% (0)	89
3. Contains effective illustrations	31.8% (28)	59.1% (52)	9.1% (8)	0.0% (0)	88
4. Is biblically based and illustrated	80.6% (75)	19.4% (18)	0.0% (0)	0.0% (0)	93
5. Makes me reflect on issues and events that go beyond my personal life and local community	40.7% (37)	56.0% (51)	2.2% (2)	1.1% (1)	91
6. Is challenging and thought-provoking	51.1% (46)	46.7% (42)	2.2% (2)	0.0% (0)	90
7. Obviously flows from the depth of the preacher's own personal faith and spiritual convictions	51.6% (47)	33.0% (30)	15.4% (14)	0.0% (0)	91
8. Is comforting and reassuring	31.1% (28)	48.9% (44)	20.0% (18)	0.0% (0)	90
9. Is carefully composed and skillfully delivered	27.3% (24)	60.2% (53)	11.4% (10)	1.1% (1)	88
10. Is spiritually moving and inspirational	48.9% (44)	44.4% (40)	6.7% (6)	0.0% (0)	90
				answered question	94
				skipped question	11






20. Please identify to what extent you are satisfied with the following aspects of your church:

	Very Satisfied	Satisfied	Dissatisfied	Very Dissatisfied	Rating Count
1. The music (choir, anthems, and instrumentals) during Sunday worship	20.4% (19)	41.9% (39)	18.3% (17)	19.4% (18)	93
2. The congregation's Sunday worship, other than the music	30.4% (28)	47.8% (44)	17.4% (16)	4.3% (4)	92
3. The way your spiritual needs are being met in the worship service	26.1% (24)	45.7% (42)	20.7% (19)	7.6% (7)	92
answered question					93
skipped question					12






21. If you could choose any time on Sunday morning, what time would you prefer for worship to start?

		Response Percent	Response Count
Before 8:00 am		0.0%	0
8:00 am		1.1%	1
8:30 am		3.2%	3
9:00 am		20.4%	19
9:30 am		18.3%	17
10:00 am		15.1%	14
10:30 am		40.9%	38
11:00 am		1.1%	1
11:30 am or later		0.0%	0
answered question			93
skipped question			12




22. How often do you believe there should be a combined morning worship service for contemporary and blended services?

		Response Percent	Response Count
Monthly		30.4%	28
Quarterly		33.7%	31
Semi-annually		15.2%	14
Annually		12.0%	11
Never		8.7%	8
answered question			92
skipped question			13

23. How often do you believe there should be a combined service for contemporary, blended, and Hispanic congregations?

		Response Percent	Response Count
Monthly		15.1%	14
Quarterly		26.9%	25
Semi-annually		21.5%	20
Annually		20.4%	19
Never		16.1%	15
answered question			93
skipped question			12

24. If you attend a Sunday morning service, which do you attend?

		Response Percent	Response Count
Contemporary		46.8%	44
Blended		52.1%	49
Don't attend a morning worship service		1.1%	1
answered question			94
skipped question			11

25. For you personally, how effective is each of the following services in spiritual outreach?

	Very Effective	Effective	Neutral or Unsure	Ineffective	Detrimental to Outreach	Rating Count
Blended service	19.3% (17)	45.5% (40)	26.1% (23)	8.0% (7)	1.1% (1)	88
Contemporary Service	17.9% (15)	35.7% (30)	28.6% (24)	16.7% (14)	1.2% (1)	84
answered question						91
skipped question						14

26. For you personally, how effective is each of the following joint services in church spirit building?

	Very Effective	Effective	Neutral or Unsure	Ineffective	Detrimental to spirit building	Rating Count
Blended and contemporary only	11.4% (10)	44.3% (39)	28.4% (25)	13.6% (12)	2.3% (2)	88
Blended, contemporary, and Hispanic	25.6% (23)	22.2% (20)	25.6% (23)	18.9% (17)	7.8% (7)	90
answered question						93
skipped question						12

27. How satisfied are you with the following aspects of our Christian Education program:

	Very Satisfied	Satisfied	Dissatisfied	Very Dissatisfied	Rating Count
Children's program (0 - 5th grade)	14.6% (12)	62.2% (51)	22.0% (18)	1.2% (1)	82
Youth program (6th - 12th grade)	12.5% (10)	66.3% (53)	18.8% (15)	2.5% (2)	80
Adult program	23.5% (20)	58.8% (50)	15.3% (13)	2.4% (2)	85
The times and days our programs are held	16.1% (14)	77.0% (67)	6.9% (6)	0.0% (0)	87
The training provides to our teachers	11.0% (9)	48.8% (40)	35.4% (29)	4.9% (4)	82
answered question					89
skipped question					16

28. Please identify whether you or your family members would attend any of these programs if more or better ones were offered.

	Would attend	Would not attend	Rating Count
1. Study groups dealing with the Bible and theology	78.8% (67)	21.2% (18)	85
2. Study and discussion groups dealing with contemporary issues, topics and problems	57.0% (49)	43.0% (37)	86
3. Prayer, meditation and spirituality groups	52.4% (44)	47.6% (40)	84
4. Support groups in which members share with each other at the level of feelings and personal experience	36.0% (31)	64.0% (55)	86
5. Fellowship events or hobby groups	67.8% (59)	32.2% (28)	87
6. Evangelistic outreach and visitation groups	52.9% (45)	47.1% (40)	85
7. Social concern groups for planning and working on projects directed at community or social issues/problems	54.1% (46)	45.9% (39)	85
8. Recreation/Athletic activities	40.2% (35)	59.8% (52)	87
9. Groups and classes that explore marriage, the family, and parenting issues	40.7% (35)	59.3% (51)	86
10. Missions	51.2% (44)	48.8% (42)	86
11. Children's programs (Pre-K thru 5th grade)	27.4% (23)	72.6% (61)	84
12. Youth programs (6th thru 12th grade)	30.1% (25)	69.9% (58)	83
13. Volunteer groups	61.2% (52)	38.8% (33)	85
14. Choir	32.6% (28)	67.4% (58)	86

15. Drama groups	22.1% (19)	77.9% (67)	86
answered question			88
skipped question			17

29. In your judgment how high or low a priority would you like each of the following to be for the way the congregation could be involved with community and social issues?

	High priority	Moderate priority	Low priority	No priority	Rating Count
1. Providing or supporting social services for persons in need. (i.e. Food pantry, Clothing ministry, etc.)	64.4% (58)	31.1% (28)	4.4% (4)	0.0% (0)	90
2. Providing meeting rooms in the church for community groups working on various issues and problems	15.7% (14)	55.1% (49)	22.5% (20)	6.7% (6)	89
3. Encouraging the minister to use a portion of his/her time working with community and social action groups	21.6% (19)	45.5% (40)	28.4% (25)	4.5% (4)	88
4. Calling attention to social, community and world issues from the pulpit and in study groups	26.1% (23)	44.3% (39)	26.1% (23)	3.4% (3)	88
5 .Linking interested lay members to denominational or non-church social service	19.3% (17)	52.3% (46)	18.2% (16)	10.2% (9)	88
6. Giving money to denominational programs (i.e. missions, Baptist Children Home, Health and Hope, etc.)	31.5% (28)	46.1% (41)	14.6% (13)	7.9% (7)	89
7. Giving money to nondenominational programs	6.7% (6)	29.2% (26)	39.3% (35)	24.7% (22)	89
8. Lobbying and petitioning corporate and government officials on peace and justice issues	9.0% (8)	29.2% (26)	38.2% (34)	23.6% (21)	89
answered question					90

30. What priority would you give to the following efforts to encourage the congregation's stewardship program?

	High priority	Moderate priority	Low priority	No priority	Rating Count
1. Strong appeals from the pulpit	25.6% (22)	46.5% (40)	23.3% (20)	4.7% (4)	86
2. Adult education programs on the meaning of Christian stewardship	48.8% (42)	38.4% (33)	10.5% (9)	2.3% (2)	86
3. Mailings to members clearly setting out the reasons for Christian stewardship	13.6% (12)	46.6% (41)	26.1% (23)	13.6% (12)	88
4. Encourage membership pledging	22.1% (19)	31.4% (27)	38.4% (33)	8.1% (7)	86
5. Every member canvass or visitation	9.2% (8)	27.6% (24)	43.7% (38)	19.5% (17)	87
6. Tithing or proportionate giving	51.7% (45)	41.4% (36)	3.4% (3)	3.4% (3)	87
7. Encourage giving to a church endowment through wills and bequests	11.4% (10)	38.6% (34)	33.0% (29)	17.0% (15)	88
8. Special giving appeals for a charitable cause or mission effort	20.9% (18)	50.0% (43)	26.7% (23)	2.3% (2)	86
answered question					88
skipped question					17





31. If the congregation were able to raise significantly more money than currently budgeted, how high a priority would you give to the following uses of that money?

	High priority	Moderate priority	Low priority	No priority	Rating Count
1. Increased support to our denomination	20.5% (17)	39.8% (33)	34.9% (29)	4.8% (4)	83
2. Increased support for Christian Social Ministry (CSM)	38.6% (32)	45.8% (38)	10.8% (9)	4.8% (4)	83
3. Increased support for world missions	29.8% (25)	48.8% (41)	16.7% (14)	4.8% (4)	84
4. Increase current staff salaries	16.1% (14)	46.0% (40)	20.7% (18)	17.2% (15)	87
5. Hire additional staff	6.9% (6)	20.7% (18)	44.8% (39)	27.6% (24)	87
6. Renovate facilities	12.8% (11)	45.3% (39)	33.7% (29)	8.1% (7)	86
7. Increase budget for educational and program materials and resources	24.4% (21)	38.4% (33)	29.1% (25)	8.1% (7)	86
8. Begin an endowment or add to an existing one	3.6% (3)	20.2% (17)	50.0% (42)	26.2% (22)	84
9. Increase evangelistic efforts and advertising	32.2% (28)	31.0% (27)	24.1% (21)	12.6% (11)	87
answered question					87
skipped question					18





32. In thinking about the many possible ways that the church could use to share the “good news” of the Gospel and to recruit new members for the church, members were asked to rate the priority of each of the following efforts.

	High priority	Moderate priority	Low priority	No priority	Rating Count
1. Stressing from the pulpit the importance of members inviting others to visit our church	50.0% (43)	41.9% (36)	8.1% (7)	0.0% (0)	86
2. Appeals to members to make a personal witness about their faith to others	54.7% (47)	41.9% (36)	3.5% (3)	0.0% (0)	86
3. The use of newspaper advertisements	9.4% (8)	40.0% (34)	31.8% (27)	18.8% (16)	85
4. The use of radio or television	13.1% (11)	41.7% (35)	31.0% (26)	14.3% (12)	84
5. Mailing church literature to newcomers in your community	39.1% (34)	36.8% (32)	17.2% (15)	6.9% (6)	87
6. Pastoral or lay visits to newcomers in your community	51.7% (45)	41.4% (36)	5.7% (5)	1.1% (1)	87
7. Using a group of lay volunteers to canvass (knock on doors in) the neighborhood	33.7% (29)	50.0% (43)	14.0% (12)	2.3% (2)	86
8. The use of a church web site	51.8% (44)	37.6% (32)	8.2% (7)	2.4% (2)	85
9. Developing church programs especially targeted at unchurched persons in your community	54.7% (47)	37.2% (32)	7.0% (6)	1.2% (1)	86
10. Changing the style of your worship to make it more appealing to the unchurched	27.4% (23)	28.6% (24)	32.1% (27)	11.9% (10)	84
11. Developing home Bible, prayer and study groups to which friends who are not members are invited	40.5% (34)	46.4% (39)	10.7% (9)	2.4% (2)	84
				answered question	87
				skipped question	18

33. Overall, to what extent do you think your congregation needs to increase or improve its efforts at evangelism?

		Response Percent	Response Count
To a great extent		21.4%	18
To some extent		60.7%	51
We are doing fine as is		16.7%	14
We're doing too much now		1.2%	1
answered question			84
skipped question			21

34. To what extent would you personally be willing to get more involved in the evangelistic efforts of your congregation?

		Response Percent	Response Count
To a great extent		12.5%	11
To a moderate extent		40.9%	36
To some extent		39.8%	35
Not at all		6.8%	6
answered question			88
skipped question			17

35. In thinking about what ORIGINALLY attracted you to this congregation, select from the list below those reasons that best match your reasons for coming. You may select more than one.

		Response Percent	Response Count
The Minister		52.3%	45
My friends are here		38.4%	33
The church's reputation		38.4%	33
Adult education program		11.6%	10
Child and youth program		27.9%	24
The music program		19.8%	17
The social outreach		11.6%	10
The worship style		38.4%	33
The small group home meetings		3.5%	3
The denominational ties		44.2%	38
answered question			86
skipped question			19



36. In thinking about what KEEPS you as part of this congregation, select from the list below those reasons that best match your reasons for staying. You may select more than one.

		Response Percent	Response Count
The Minister		52.3%	46
My friends are here		70.5%	62
The church's reputation		30.7%	27
Adult education program		26.1%	23
Child and youth program		14.8%	13
The music program		22.7%	20
The social outreach		20.5%	18
The worship style		38.6%	34
The small group home meetings		10.2%	9
The denominational ties		33.0%	29
answered question			88
skipped question			17

37. Please assess each of the following in terms of general condition and aesthetic appeal.

	Excellent	Adequate	Needs attention, but not immediately	Needs immediate attention	Rating Count
Worship space	55.1% (49)	34.8% (31)	10.1% (9)	0.0% (0)	89
Educational space	29.2% (26)	42.7% (38)	19.1% (17)	9.0% (8)	89
Fellowship space	40.9% (36)	43.2% (38)	13.6% (12)	2.3% (2)	88
Office space	37.2% (32)	54.7% (47)	8.1% (7)	0.0% (0)	86
Parking	23.6% (21)	43.8% (39)	23.6% (21)	9.0% (8)	89
Exterior and grounds	28.1% (25)	30.3% (27)	33.7% (30)	7.9% (7)	89
answered question					89
skipped question					16

38. Which one of the following best expresses your view of the Bible?

		Response Percent	Response Count
The Bible is an ancient book of history, legends and cultural stories recorded by man. It has little value today except as classic literature.		0.0%	0
The Bible is a valuable book because it was written by wise and good people. I do not believe it is really God's word but it can teach us many moral precepts.		0.0%	0
The Bible is the record of many different people's response to God and because of this, people and churches today must interpret the Bible's basic moral and religious teachings for themselves.		0.0%	0
The Bible is the inspired Word of God and its basic moral and religious teachings are clear and true, even if it reflects some human error.		32.9%	28
The Bible is the actual Word of God and is to be taken literally.		67.1%	57
	answered question		85
	skipped question		20



39. Please rate your agreement or disagreement with the following belief statements.

	Strongly Agree	Agree	Neutral or Unsure	Disagree	Strongly Disagree	Rating Count
1. There is no other way to salvation but through belief in Jesus Christ	97.8% (88)	2.2% (2)	0.0% (0)	0.0% (0)	0.0% (0)	90
2. Human beings have developed over millions of years from less advanced forms of life	1.1% (1)	2.3% (2)	5.7% (5)	18.4% (16)	72.4% (63)	87
3. Jesus' resurrection from the dead was an actual event	97.8% (87)	1.1% (1)	1.1% (1)	0.0% (0)	0.0% (0)	89
4. All religions are equally good ways of helping a person find ultimate truth.	0.0% (0)	0.0% (0)	3.4% (3)	20.7% (18)	75.9% (66)	87
5. The Bible has answers for all of the basic questions of life	89.9% (80)	7.9% (7)	1.1% (1)	0.0% (0)	1.1% (1)	89
6. It is often difficult to live out my faith in daily work, leisure and community life.	12.5% (11)	39.8% (35)	5.7% (5)	29.5% (26)	12.5% (11)	88
answered question						90
skipped question						15







40. Please rate how often you engage in the following practices.

	Daily	Few times a week	Once a week	Few times a month	Seldom or never	Rating Count
1. How often do you spend time in private devotional activity such as prayer, meditation, reading the Bible or other spiritual books?	54.5% (48)	37.5% (33)	2.3% (2)	4.5% (4)	1.1% (1)	88
2. How often do you use the Web at home or at your office?	60.9% (53)	19.5% (17)	4.6% (4)	2.3% (2)	12.6% (11)	87
3. How often do you use email?	62.9% (56)	18.0% (16)	6.7% (6)	0.0% (0)	12.4% (11)	89
4. How often do you go on Facebook?	37.5% (33)	10.2% (9)	3.4% (3)	6.8% (6)	42.0% (37)	88
5. How often do you look at religious Internet sites?	12.6% (11)	17.2% (15)	5.7% (5)	26.4% (23)	37.9% (33)	87
6. How often do you volunteer your time in social service?	1.1% (1)	19.5% (17)	12.6% (11)	28.7% (25)	37.9% (33)	87
answered question						89
skipped question						16




41. Gender?

		Response Percent	Response Count
Male		40.0%	34
Female		60.0%	51
answered question			85
skipped question			20

42. Age?

		Response Percent	Response Count
Under 20		0.0%	0
20 - 24		0.0%	0
25 - 34		3.4%	3
35 - 44		9.2%	8
45 - 54		26.4%	23
55 - 64		27.6%	24
65 - 74		17.2%	15
75 or over		16.1%	14
answered question			87
skipped question			18

43. Marital Status?

		Response Percent	Response Count
Single		10.5%	9
Married		79.1%	68
Widowed/Widower		10.5%	9
answered question			86
skipped question			19

44. What is your household income range?

		Response Percent	Response Count
Under \$25,000		10.0%	8
\$25,000 - 49,999		32.5%	26
\$50,000 - 74,999		33.8%	27
\$75,000 - 99,999		12.5%	10
\$100,000 - 149,999		8.8%	7
\$150,000 or more		2.5%	2
answered question			80
skipped question			25

45. If you have children living at home, how many are in each age group?

		Response Percent	Response Count
Age 0 - 5		22.6%	7
Age 6 - 12		22.6%	7
Age 13 - 18		41.9%	13
Age 19 and over		58.1%	18
answered question			31
skipped question			74





46. What is your highest level of formal education?

		Response Percent	Response Count
Less than high school graduate		2.3%	2
High school graduate		11.5%	10
Some college, trade or vocational school		43.7%	38
College degree		27.6%	24
Post graduate work or degree		14.9%	13
answered question			87
skipped question			18






47. Are you?

		Response Percent	Response Count
Retired		42.5%	37
Employed full time		42.5%	37
Employed part time		6.9%	6
Not currently employed		1.1%	1
Full time "houseperson"		6.9%	6
Student		0.0%	0
answered question			87
skipped question			18

48. How many years have you lived in this general area?

		Response Percent	Response Count
One year or less		0.0%	0
2 - 4 years		3.4%	3
5 - 9 years		15.9%	14
10 - 19 years		23.9%	21
20 or more years		56.8%	50
answered question			88
skipped question			17

49. How likely is it that you might move out of this general area within the next few years?

		Response Percent	Response Count
Definitely will move		3.4%	3
Probably will move		3.4%	3
Might move (50/50)		11.4%	10
Probably will not move		26.1%	23
Very unlikely to move		55.7%	49
answered question			88
skipped question			17